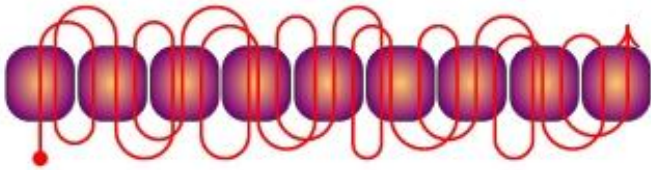




Paika

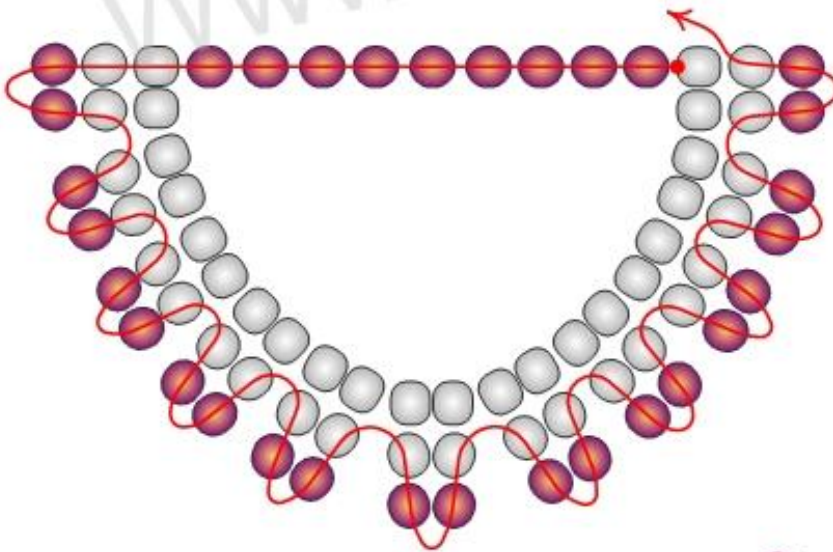
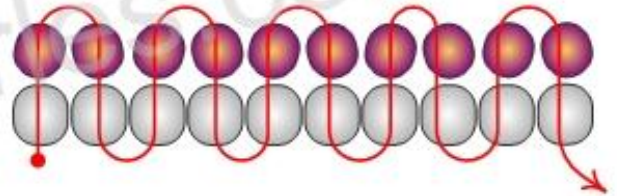
Matériel :

- delica beads 11/0 (d11)
- 40 bicones 3 mm (T3)
- 4 round beads 4 mm (R4)



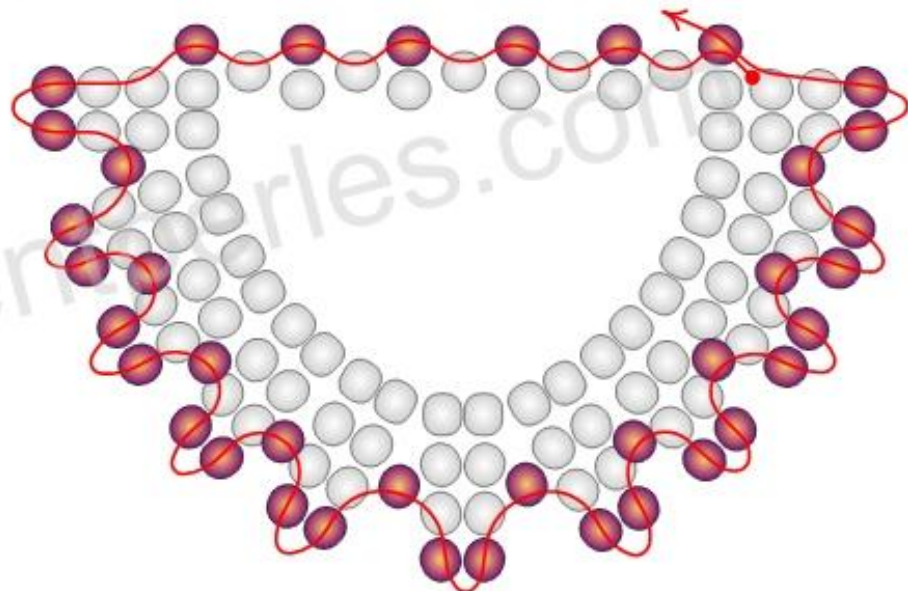
1-Pick up 22 d11 on herringbone

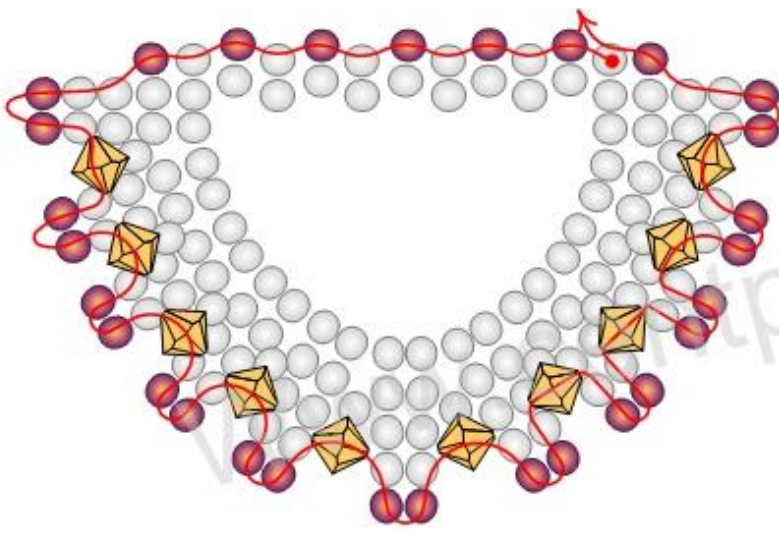
2- Make one row on herringbone with d11



3 – Pick up 9d11 and go into the first d11 2 rows before.
Pick up * 2d11 and go into d11 (step 2) and repeat the following threading *

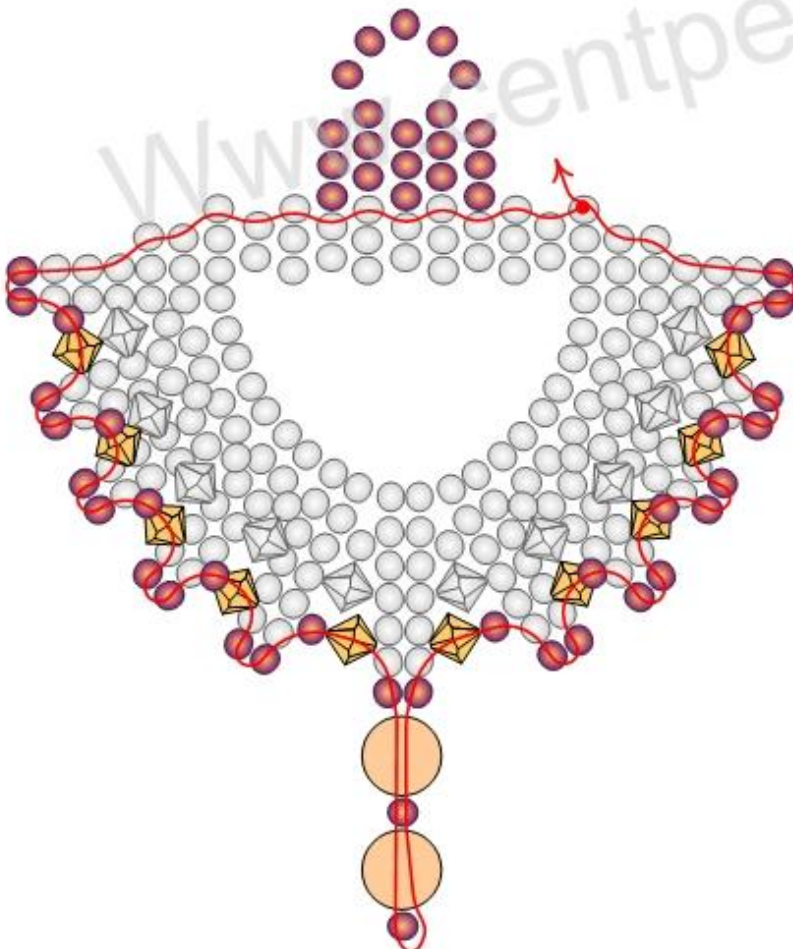
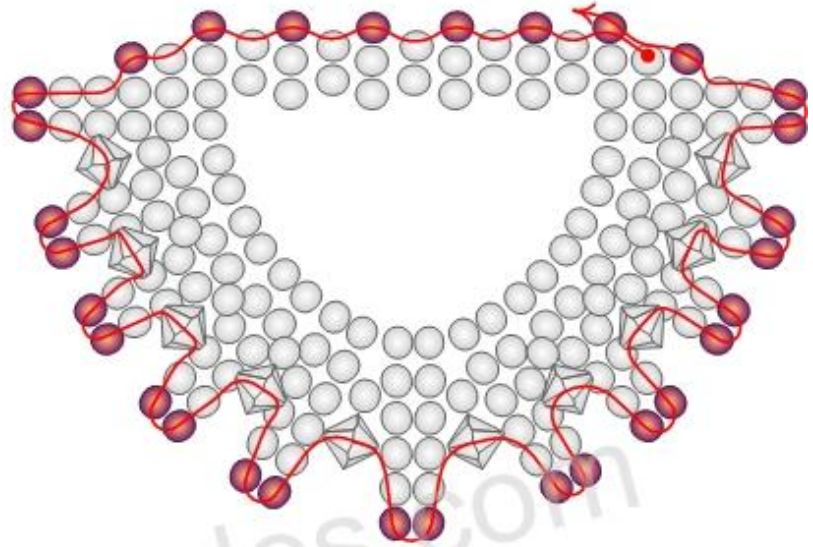
4 – Pick up 1d11 once on two (peyote) on the 9 d11 of step 3 , and go to the 2 d11 of previous steps , pick up * 2D11 go into the d11 of step 3, pick up 1D11, go into the d11 of step 3 and repeat the threading to the end *





5 - . Pick up * 2D11 go into the d11 of step 4 and pick up a T3 .Repeat the threading * to the end.

6 - Pick up 1d11 over two, then pick up a d11 and go through the firsts of steps 4 and 5, Pick up * 2D11 into the d11 of step 5 and go into the T3 and in the next d11 of Step 5. Repeat the * threading.



7 - Go through the d11, pick up 2D11, go into the d11 of step 6, then pick up 1d11/T3. Go through the d11 of step 6, repeat until the 6th « branch », pick up a d11/1R4/1d11/1R4/1d11, go through the 1R4/1d11/1R4, add a d11. Go through the d11 of step 6 and pick up 1T3/1d11 and continue threading *

Go to the center of the 9 d11 (on the top) and make a bunch of 5 d11 in peyote. Insert 5d 11 for the ring that will be used to place the attachment.